

Robots at Work

Contents: Reading, questions and discussion on industrial robots and their future implications.

Time: 1 to 2 periods.

Intended use: GCSE Physics, Technology and Integrated Science. Links with work on feedback control and sensors.

Aims:

- To complement work on control and sensors
- To introduce the topic of industrial robotics, and to show some of the advantages and limitations of the use of robots
- To develop awareness of some of the implications of industrial robotics, particularly with reference to employment
- To provide opportunities to practise skills in reading and comprehension, and the ability to communicate an argument.

Requirements: Students' worksheets No. 610

Notes on the activity and questions

The activity and questions are best tackled by students working in pairs or small groups, since this will encourage them to discuss ideas with one another.

Activity — Shall we buy a robot? This activity is intended to give students an opportunity to exercise their powers of communication and argument, though the level at which it is answered is likely to vary greatly according to ability.

- (a) Students should make some mention in their note to the board of directors of the expected payback time for the robot — the time in which the initial cost of installation will be recovered.
- (b) This is a more difficult task than (a), but a very important one. Companies introducing new technology find that all is wasted unless the people who are going to operate it and work in associated areas are consulted first.

Mention could be made of the unpleasant nature of the job being replaced, and of the fact that the robot will require a certain amount of human supervision. It would also be worth mentioning that the robot should help provide the high quality needed to keep up with competitors and avoid loss of markets.

Q.4 In the long term, 'intelligent' robots could take many more jobs from humans. This could be seen as both a threat and an opportunity: a threat to jobs, but an opportunity for people to follow more fulfilled lives using increased leisure time. Robots after all create the same amount of wealth as the workers they replace, and if the wealth is distributed appropriately, people's standard of living will be the same as before, but with increased leisure. Students will undoubtedly also want to discuss the possibility of malevolent intelligent robots 'taking over' control of human affairs.

Other resources

Robots in Industry is a useful film on the subject, produced by the Department of Trade and Industry. It lasts 27 minutes and is available on 16mm film or video. It is primarily intended for industry, but is also suitable for school use. Available on free loan from: Central Film Library, Chalfont Grove, Gerrards Cross, Bucks SL9 8TN.

The Institution of Electrical Engineers has produced a poster, *Electrical Engineering — ROBOTS*, and a useful booklet, *ROBOTS — notes for the guidance of teachers*. Available from: Schools Liaison Service, Institution of Electrical Engineers, Station House, Nightingale Road, Hitchin, Herts SG5 1RJ.

Acknowledgements Figure 1: data from the British Robot Association; Figure 2 is reproduced by permission of *Understanding Electricity* (The Electricity Council); Figure 3 is adapted from *A Human Guide to Robots* (Department of Trade and Industry); Figure 4 is reproduced by permission from *Technology Made Simple* by Don McCloy (Heinemann); Figure 5 is reproduced by permission of Unimation (Europe) Ltd; Figure 7 is reproduced by permission of GEC Electrical Projects; Figure 8 supplied by Cincinnati Milacron (UK).

ROBOTS AT WORK

The word 'robot' may make you think of space-age fantasies like R2 D2, or of Frankenstein's monster. Yet there are hundreds of robots in Britain, and the robot population is growing (Figure 1). The robots we will be looking at in this unit are very down-to-earth, hard working machines called **industrial robots**.

What is an industrial robot?

Suppose you are a car manufacturer. You need to make literally thousands of different parts for your cars. Making these parts and putting them together can be very boring and perhaps unpleasant work for humans.

Take one small example. Part of the wheel bearing is a complicated metal spindle which is cast from molten steel (Figure 3).

The newly-cast spindle has sharp edges which must be removed by polishing. This can be a dangerous job because of the small, sharp pieces of metal which fly off. It is also very boring. But because of the complicated shape of the spindle, it is difficult to build a machine to do the job.

This is where robots come in. A robot can be 'taught' to do the job. It will then follow the complicated shape with a polishing machine held in a mechanical hand. Robots do not get tired or bored, and they do not mind unpleasant working conditions. What is more, a robot can be programmed to do different jobs. For example, if the shape of the piece of metal was changed, the robot could be reprogrammed to follow its new shape.

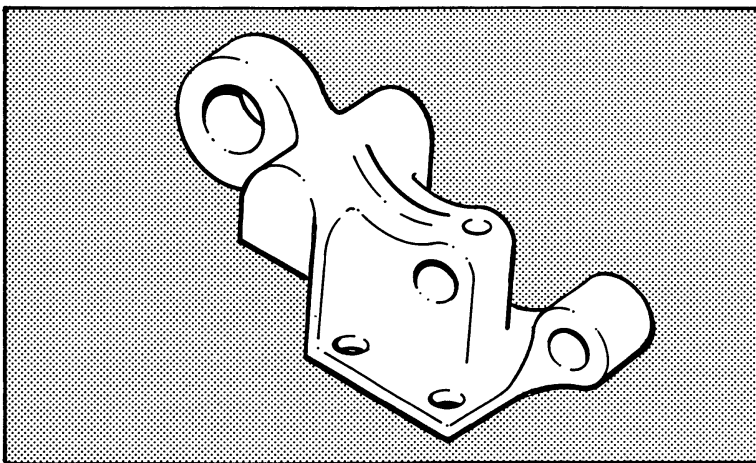


Figure 3 A spindle cast from molten steel

What do industrial robots look like?

Industrial robots do not look much like the ones you see in space fantasies. They usually have no head, only one arm and are fixed to the floor. Figure 4 on the next page shows a typical example.

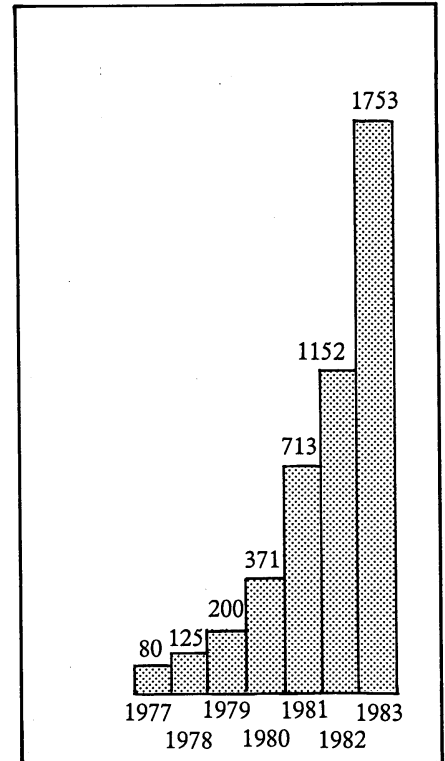


Figure 1 Growth in the robot population of Britain from 1977 to 1983

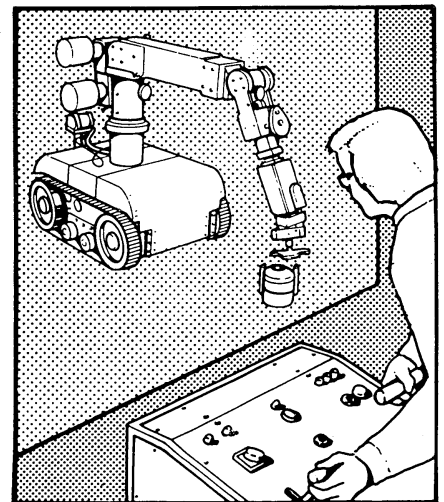


Figure 2 One of the earliest uses of industrial robots was for handling dangerous radioactive materials

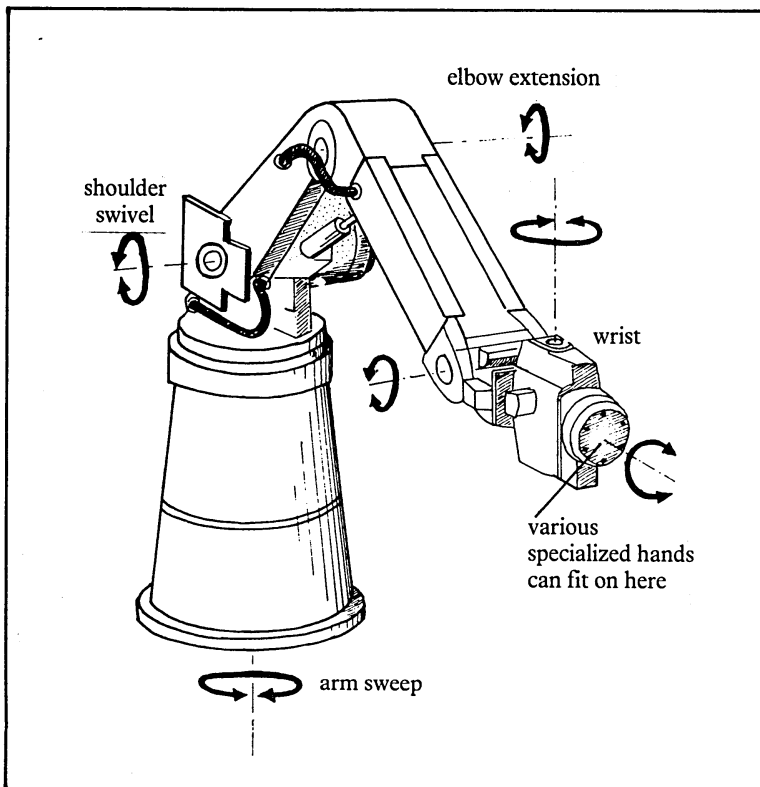


Figure 4 A typical industrial robot

Notice the different ways the robot's arm and hand can swivel. This makes them as manoeuvrable as a human's. The movements are controlled by a microcomputer inside the robot. The computer can be programmed to take the arm and hand through a fixed series of movements.

Not all robots look like this one. For example, a few moving robots have been developed, like the robots used to explore in space.

How do robots work?

Suppose a robot is being used to lift sacks off a conveyor belt, as in Figure 5. A suction pad is used to lift the sack. The robot needs to know when the pad is in position on the sack and ready to lift. This is done using **feedback control** (see box on next page). A pressure sensor tells the robot's microcomputer when there is enough suction to lift the sack. The microcomputer then tells the arm to lift it.




Figure 5 A robot lifting sacks off a conveyor

What is feedback control?

Try drawing a circle on a piece of paper, with and without your eyes closed. The result is much better with your eyes open. Your eyes can help control where your hand goes.

Your eyes are **sensors** which pick up information. They **feed back** this information to the brain, which is the **controller**. The brain uses the information to control the hand, which is the **actuator** (Figure 6).

Feedback control has many everyday applications. For example, it is used to control the temperature of a centrally-heated house. Here the sensor is a thermostat, which feeds back information to the heater control box, and switches the heater (the actuator) on and off.

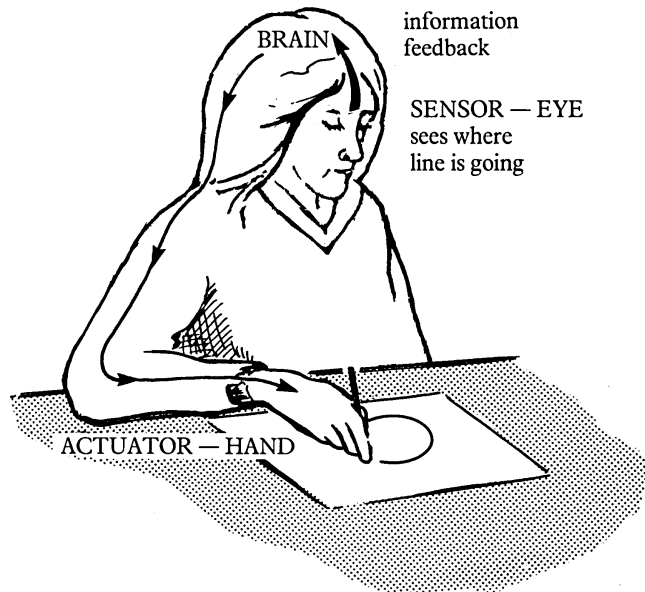


Figure 6 Feedback control helps you draw

Robots use feedback control to make sure their movements are right. This means they need sensors, a control centre and an actuator.

Sensors

These might be:

- pressure sensors
- touch sensors
- strain gauges, to test loads
- induction coils, to sense when metals are nearby
- light sensors.

Robots are now being developed which use video cameras to sense where things are — a 'robot eye'.

Control centre

The control centre of the robot is a microcomputer, situated safely inside the body. The computer can be programmed to take the robot through a series of moves. Feedback information from the robot's sensors tells the computer when the hand is in the right position. The robot can be made to do different jobs, by reprogramming the computer.

One way of programming is to get a skilled worker to 'teach' the robot by leading it through the job (Figure 7). For example, a skilled paint sprayer might lead the robot hand through the right movements for a particular spraying job — say on a car door. The computer 'brain' remembers the series of movements. The robot can then paint car doors endlessly until it is reprogrammed.



Figure 7 'Teaching' a robot

Actuators

The robot hand is the part that does the job. It may be powered by electricity, by hydraulics (pressurized liquid) or by pneumatics (pressurized gas). Different special-purpose hands can be used — for gripping, for lifting with suction pads, for drilling, welding, paint spraying and so on.

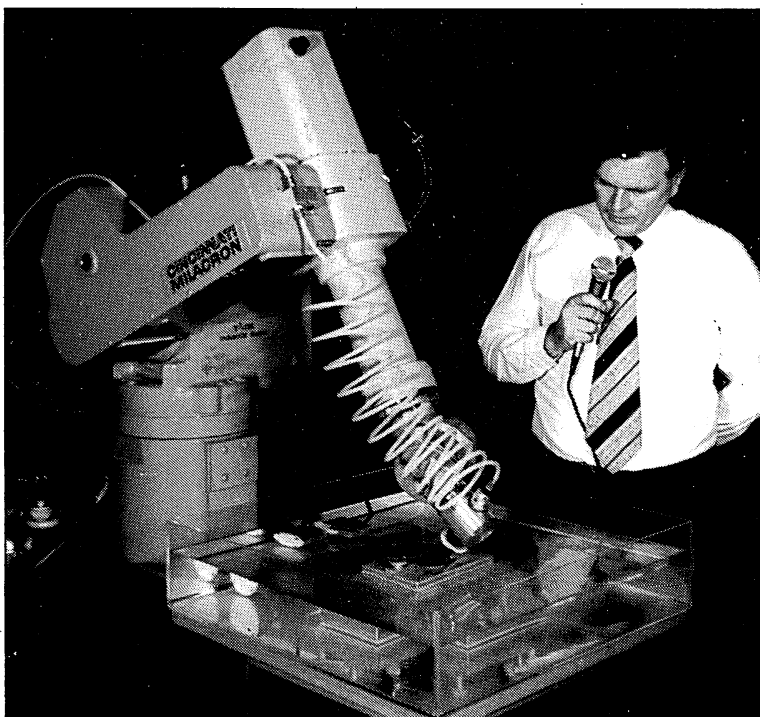


Figure 8 This robot engraves glass blocks. It can recognize the human voice, and is controlled by spoken commands.

Do robots take jobs from humans?

Robots do take jobs from humans, but it is usually the unpleasant jobs. Industrial robots are ideal for jobs that are dangerous, unhealthy or unpleasant — for example, handling acids, or working in very hot places. They are good at boring, repetitive work. Often they do the work better than humans, because they are more precise and do not lose concentration or have an 'off day'. But they are not very clever, because they only do what they have been told to do.

Robot experts are working on 'intelligent' robots, which can learn from experience and make decisions. These robots depend on very powerful computer 'brains'. But at the moment really intelligent robots are still a long way off. When they do come, they may be able to take over still more jobs.

Some people say robots may cause mass unemployment in the future. Others say they will only take the nasty jobs that no one wants anyway, and that they will create new jobs and give people more leisure time. What do you think?

Activity — Shall we buy a robot?

It is best to work on this in pairs or small groups.

Imagine you are Production Manager for a firm which makes ovens. Each oven must be sprayed with enamel on the inside (Figure 9). The spraying job is unpleasant and boring. It is difficult for workers to get the even coating that is needed. You are anxious to do everything you can to keep the quality of your products high. If you do not, you may lose orders to foreign manufacturers.

You are interested in using a robot to do the spraying. You have investigated this possibility, and discovered the following points:

- The robot is expected to do a more reliable job than a human worker and to spray more evenly.
 - The robot would cost about £43 000 to install.
 - The robot would cost about £2500 a year to repair and maintain.
 - The robot would replace two workers, though it would need a part-time human supervisor. There would be a saving of about £23 000 a year on wages.
 - The robot is expected to last about ten years before it needs to be replaced.
- (a) Before you can buy the robot, you need to persuade the firm's board of directors to approve the purchase. Write a short note to the board, explaining the advantages to the firm of buying the robot.
- (b) You also need to explain to your workers why you want to bring in the robot. Remember this will mean a loss of jobs. Write a short note to the trade union representative explaining the advantages to the workers of bringing in the robot.

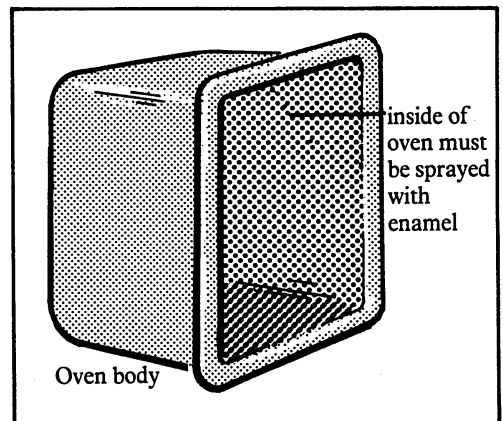


Figure 9

Questions

It is best to work on these in pairs or small groups.

- 1 *Here is a list of jobs. For each job, say whether you think it would be suitable for replacing a human worker by a robot. Explain your answers.*
 - (a) *Soldering wires onto a circuit board*
 - (b) *Cleaning a house*
 - (c) *Hairdressing*
 - (d) *Sorting and packing eggs*
 - (e) *Hospital nursing*
 - (f) *Driving lorries.*
- 2 *Think about the robots described in this unit.*
 - (a) *What do they have in common with human workers?*
 - (b) *What differences do they have compared with human workers?*
- 3 *Scientists are interested in using robots to explore deep under the sea.*
 - (a) *Why are robots particularly suitable for this kind of exploration?*
 - (b) *In what ways would robots for this kind of exploration need to be different from the ones described in this unit?*
- 4 *Robot experts are now trying to develop advanced robots. These robots would be more intelligent, have better senses and be able to do more of the things that humans can do.*
 - (a) *What advantages can you see in developing robots that are more like humans?*
 - (b) *What disadvantages can you see in this kind of development?*

SATIS 6

List of units in this book

- 601 ELECTRICITY ON DEMAND**
Decision-making task concerning electricity generation and the use of different types of power stations
- 602 THE LIMESTONE INQUIRY**
A role-play exercise concerning the quarrying of limestone
- 603 THE HEART PACEMAKER**
Reading, questions and discussion concerning electronic heart pacemakers and their use in treating heart defects
- 604 METALS AS RESOURCES**
Data analysis exercises on the prices, abundance and reserve lifetimes of metals, and problems associated with their depletion
- 605 THE GREAT CHUNNEL DEBATE**
Information, questions and debate concerning the building of a fixed Channel link
- 606 THE TRISTAN DA CUNHA DENTAL SURVEYS**
A data analysis exercise concerning the effect of diet on dental decay
- 607 SCALE AND SCUM**
Questions based on an advertising leaflet concerning water softening
- 608 SHOULD WE BUILD A FALLOUT SHELTER?**
A role-play exercise concerning the building of a nuclear fallout shelter
- 609 HITTING THE TARGET — with monoclonal antibodies**
Reading and questions concerning the production and uses of monoclonal antibodies
- 610 ROBOTS AT WORK**
Reading, questions and discussion on industrial robots and their future implications

The Association for Science Education
College Lane
Hatfield
Herts AL10 9AA

ISBN 0 86357 042 9

SATIS 6

List of units in this book

- 601 ELECTRICITY ON DEMAND**
Decision-making task concerning electricity generation and the use of different types of power stations
- 602 THE LIMESTONE INQUIRY**
A role-play exercise concerning the quarrying of limestone
- 603 THE HEART PACEMAKER**
Reading, questions and discussion concerning electronic heart pacemakers and their use in treating heart defects
- 604 METALS AS RESOURCES**
Data analysis exercises on the prices, abundance and reserve lifetimes of metals, and problems associated with their depletion
- 605 THE GREAT CHUNNEL DEBATE**
Information, questions and debate concerning the building of a fixed Channel link
- 606 THE TRISTAN DA CUNHA DENTAL SURVEYS**
A data analysis exercise concerning the effect of diet on dental decay
- 607 SCALE AND SCUM**
Questions based on an advertising leaflet concerning water softening
- 608 SHOULD WE BUILD A FALLOUT SHELTER?**
A role-play exercise concerning the building of a nuclear fallout shelter
- 609 HITTING THE TARGET — with monoclonal antibodies**
Reading and questions concerning the production and uses of monoclonal antibodies
- 610 ROBOTS AT WORK**
Reading, questions and discussion on industrial robots and their future implications

The Association for Science Education
College Lane
Hatfield
Herts AL10 9AA

ISBN 0 86357 042 9